# 6U CompactPCI® Backplanes

## Standard and Custom Backplanes

ADLINK offers a wide selection of standard backplanes from single up to 20 slots. Furthermore, our professional OEM team is capable of creating custom backplanes with quick turnaround tailored to your specifications. We make designing, developing, prototyping, and maintaining your projects simple & efficient. For all your backplane needs, contact us. We have a solution for you.



# cBP-6402, 6402R

## 2-slot 64-bit 6U CompactPCI® Backplanes



cBP-6402 Front View



cBP-6402 Rear View



cBP-6402R Front View



cBP-6402R Rear View

## Ordering Information

| Model Number | Description/Configuration |
|---|---|
| **cBP-6402** | 2-slot 64-bit 6U cPCI Backplane |
| **cBP-6402R** | 2-slot 64-bit 6U cPCI Backplane with Rear I/O |

Note: All models above do not include any system or peripheral board.

## Specifications

| Model Name | cBP-6402 | cBP-6402R |
|---|---|---|
| PICMG® | 2.0 R3.0, 2.1 R2.0 | 2.0 R3.0, 2.1 R2.0, 2.5 R1.0 |
| Dimensions | 309.6 x 39.64 (mm, W x H) | 321.5 x 39.64 (mm, W x H) |
| Segments | One | |
| cPCI Bus | Up to 64-bit/66 MHz | |
| System Slot | Left-hand side (soldered side) | |
| System Slot Rear I/O | No rear I/O | P3, P4 and P5 rear I/O with AB-type shroud |
| Peripheral Slot | One | |
| Peripheral Slot Rear I/O | No rear I/O | P3 and P5 rear I/O with AB-type shroud |
| V (I/O) | 3.3 V or 5 V selectable, factory default is 5 V | |
| Power Input | ATX connector | |
| System Slot Legacy I/O | KB, MS, COM1, FDD, IDE1, Speaker (pin compatible with cPCI-6780 and cPCI-6841) | None |
| Other Connectors | Five Fans, PS_ON, Reset, PWR_LED | Six Fans, PS_ON, Reset, PWR_LED |
| Chassis or Sub-systems | cPCIS-6125 | cPCIS-6130R |
| Recommended System Board | cPCI-6780V/VS, cPCI-6841 | cPCI-6780, 6811AA, 6820, 6860A series, 6840, 6841, 6910 (Host Slot) |

LRI Distribuída no Brasil pela LRI | vendas@lri.com.br | 51 2129-3000

# cBP-6105R, 6405R

## 5-slot 32/64-bit 6U CompactPCI® H.110 Bus Backplanes



cBP-6105R



cBP-6405R

### Specifications

| Model Name | cBP-6105R | cBP-6405R |
|---|---|---|
| PICMG® | 2.0 R3.0, 2.1 R2.0, 2.5 R1.0 | |
| Dimensions | 120.9 x 262.05 (mm, W x H, vertical insertion view) | |
| Segments | One | |
| cPCI Bus | 32-bit/33 MHz | Up to 64-bit/66 MHz |
| System Slot | Right-hand side (upper side for board's horizontal insertion) | |
| System Slot Rear I/O | P3, P4 and P5 rear I/O with AB-type shroud | |
| Peripheral Slot | Four | |
| Peripheral Slot Rear I/O | P3 and P5 rear I/O with AB-type shroud | |
| H.110 Bus | Comply with PICMG® 2.5, for all peripheral slots | |
| V (I/O) | 3.3 V or 5 V selectable, factory default is 5 V | |
| Power Connectors | One ATX connecto DC screw terminal | Two ATX connector DC screw terminals |
| System Slot Legacy I/O | FDD, IDE1 and IDE2 (pin compatible with cPCI-6780 and cPCI-6841) | None |
| Utility Board Slot | Yes | None |
| Other Connectors | INH#, Reset, PWR_FAL#, Voltage LEDs, H.110 Power Pairs (VRG, Vbat) | |
| Chassis or Sub-systems | cPCIS-6400X/32, cPCIS-6400U/32 series | cPCIS-6400X, cPCIS-6400U series |
| Recommended System Board | cPCI-6780V/VS, cPCI-6841 | cPCI-6780V/VS, 6811AA, 6820, 6860A, 6840, 6841, 6910 (Host Slot) |

### Ordering Information

| Model Number | Description/Configuration |
|---|---|
| **cBP-6105R** | 5-slot 32-bit 6U cPCI H.110 Bus Backplane |
| **cBP-6405R** | 5-slot 64-bit 6U cPCI H.110 Bus Backplane |

# cBP-6108R, 6408R

## 8-slot 32/64-bit 6U CompactPCI® Backplanes



cBP-6408R

### Specifications

| Model Name | cBP-6108R | cBP-6408R |
|---|---|---|
| PICMG® | 2.0 R3.0, 2.1 R2.0, 2.5 R1.0, 2.9 R1.0* | |
| Dimensions | 202.5 x 262.05 (mm, W x H, vertical insertion view) | |
| Segments | One | |
| cPCI Bus | 32-bit/33 MHz | Up to 64-bit/66 MHz |
| System Slot | Right-hand side | |
| System Slot Rear I/O | P3, P4 and P5 rear I/O with AB-type shroud | |
| Peripheral Slot | Seven | |
| Peripheral Slot Rear I/O | P3 and P5 rear I/O with AB-type shroud | |
| H.110 Bus | Comply with PICMG® 2.5, for all peripheral slots | |
| V (I/O) | 3.3 V or 5 V selectable, factory default is 5 V | |
| Power Connectors | Three ATX connectors DC screw terminals | |
| System Slot Legacy I/O | FDD, IDE1 and IDE2 (pin compatible with cPCI-6780 and cPCI-6841) | None |
| Utility Board Slot | Yes (pin compatible with cPCI-6760D) | None |
| Other Connectors | INH#, Reset, PWR_FAL#, Voltage LEDs, H.110 Power Pairs (VRG, Vbat), PICMG 2.9 IPMB* | |
| Chassis or Sub-systems | cPCIS-3120, 3330 series | cPCIS-3140, 3330/64 series |
| Recommended System Board | cPCI-6780V/VS, 6841 | cPCI-6780V/VS, 6811AA, 6820, 6860A, 6840, 6841, 6910 (Host Slot) |

### Ordering Information

| Model Number | Description/Configuration |
|---|---|
| **cBP-6108R** | 8-slot 32-bit 6U cPCI H.110 Bus Backplane with Rear I/O |
| **cBP-6408R** | 8-slot 64-bit 6U cPCI H.110 Bus Backplane with Rear I/O |



LRI Distribuída no Brasil pela LRI | vendas@lri.com.br | 51 2129-3000

# cBP-6415U

## 5-slot 64-bit 6U CompactPCI® backplanes



Front View



Rear View

### Ordering Information

| Model Number | Description/Configuration |
|---|---|
| **cBP-6415U** | 5-slot 64-bit 6U cPCI Backplane |
| **cBP-6415U/N110** | 5-slot 64-bit 6U cPCI Backplane without H.110 |

### Specifications

| | |
|---|---|
| Model Name | cBP-6415U |
| PICMG® | PICMG® 2.0 R3.0, 2.1 R2.0, 2.5 R1.0, 2.11 R1.0 |
| Dimensions | 120.92 x 394.85 (mm, W x H) |
| Segments | One |
| cPCI Bus | Up to 64-bit/66 MHz |
| System Slot | Right-hand side (top side for board's horizontal insertion) |
| System Slot Rear I/O | P3, P4, and P5 rear I/O with AB-type shroud |
| Peripheral Slot | Four |
| Peripheral Slot Rear I/O | P3, P4 and P5 rear I/O with AB-type shroud |
| H.110 Bus | Comply with PICMG® 2.5, for all peripheral slots |
| V (I/O) | 3.3 V or 5 V selectable, default 5 V |
| Power Input | Two ATX connectors<br>One DC Screw terminal |
| Other Connectors | INH#, Reset, PWR_FAL#,PWR_LED |
| Chassis or Sub-systems | cPCIS-6400U |
| Recommended System Board | cPCI-6860A, cPCI-6840, cPCI-6811AA, cPCI-6820, cPCI-6910 (Host Slot) |

Note. Host only for cBP-6415U

# cBP-6403R, cBP-6103R, cBP-6104R

## 3/4-slot 32/64-bit 6U CompactPCI® backplanes



cBP-6103R



cBP-6104R



cBP-6403R Front View

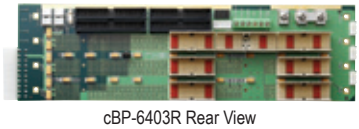

cBP-6403R Rear View

### Ordering Information

| Model Number | Description/Configuration |
|---|---|
| **cBP-6103R** | 3-slot 32-bit 6U cPCI Backplane |
| **cBP-6104R** | 4-slot 32-bit 6U cPCI Backplane |
| **cBP-6403R** | 3-slot 64-bit 6U cPCI Backplane |
| **cBP-6403R/N110** | 3-slot 64-bit 6U cPCI Backplane w/o H.110 |

### Specifications

| Model Name | cBP-6103R | cBP-6104R | cBP-6403R | cBP-6403R/N110 |
|---|---|---|---|---|
| PICMG® | 2.0 R3.0, 2.1 R2.0, 2.5 R1.0 | | | |
| Dimensions (mm, W x H) | 279.2 x 81 | 330.55 x 83.3 | 279.2 x 81 | |
| Segments | One | | | |
| cPCI Bus | Up to 32-bit/33 MHz | | Up to 64-bit/66 MHz | |
| System Slot | Top side for board's horizontal insertion | | | |
| System Slot Rear I/O | P3, P4, and P5 rear I/O with AB-type shroud | | | |
| Peripheral Slot | Two | Three | Two | |
| Peripheral Slot Rear I/O | P3 and P5 rear I/O with AB-type shroud | | | P3, P4 and P5 rear I/O with AB-type shroud |
| H.110 Bus | Comply with PICMG 2.5, for all peripheral slots | | | None |
| V (I/O) | 3.3 V or 5 V selectable, default 5 V | | | |
| Power Connectors | One ATX connector | | | |
| System Slot legacy I/O | FDD, IDE1 (pin compatible with cPCI-6780 and cPCI-6841) | | | None |
| Other Connectors | INH#, Reset, PWR_FAL#, Voltage LEDs | | | |
| Chassis or Sub-systems | cPCIS-6230R | cPCIS-6240R | cPCIS-6230R/64 | cPCIS-6230R/64/N110 |
| Recommended System Board | cPCI-6780V/VS/TS, 6841 | cPCI-6780V/VS/TS, 6841J3 | cPCI-6811AA,cPCI-6820, cPCI-6840, cPCI-6860, 6841 | |

LRI Distribuída no Brasil pela LRI | vendas@lri.com.br | 51 2129-3000

# cBP-6609A

## 8-slot 64-bit 6U CompactPCI® H.110 & PICMG® 2.16 Backplane



cBP-6609A Front View



cBP-6609A Rear View

### Specifications

| | |
|---|---|
| Model Name | cBP-6609A |
| PICMG® | 2.0 R3.0, 2.1 R2.0, 2.5 R1.0, 2.16, 2.9 R1.0 |
| Dimensions | 225 x 262.05 (mm, W x H) |
| Segments | One |
| cPCI Bus | Up to 64-bit/66 MHz |
| System Slot | Right-Hand side |
| System Slot Rear I/O | P3, P4, & P5 |
| Peripheral Slot | Five |
| Peripheral Slot Rear I/O | P4 & P5 |
| H.110 Bus | Comply with PICMG 2.5 for all peripheral slots (P4) |
| V (I/O) | 3.3 V or 5 V selectable, factor default is 5 V |
| Power Connectors | Two ATX, DC screw terminals |
| Chassis or Sub-system | cPSB-880 |
| Recommended System Board | cPCI-6860A, 6840, 6820, 6811AA, 6910 (Host Slot) |

### Ordering Information

| Model Number | Description/Configuration |
|---|---|
| **cBP-6609A** | 8-slot 64-bit 6U cPCI H.110 & 2.16 Bus Backplane |

# cBP-6614A

## 14-slot PICMG® 2.16 6U CompactPCI® Blade Server Backplane



### Specifications

| | |
|---|---|
| Model Name | cBP-6614A |
| PICMG® | 2.0 R3.0, 2.1 R2.0, 2.9 R1.0, 2.11 R1.0, 2.16 R1.0 |
| Dimensions | 420.6 x 262.05 (mm, W x H) |
| 2.16 Node Slot | 12 |
| 2.16 Fabric Slot | Two |
| cPCI Bus | None |
| System Slot | All node slots act as stand-alone system slots |
| Slot Rear I/O | P3, P4 and P5 rear I/O with AB-type shroud |
| Peripheral Slot | None |
| CMM Slot | One |
| Power Socket | 3 for 6U 8HP redundant power module |
| H.110 Bus | None |
| V (I/O) | 3.3 V or 5 V selectable, factory default is 5 V |
| Power Connectors | AC/DC input, One ATX connector, DC screw terminals |
| Other Connectors | INH#, FAL#, DEG#, Voltage LEDs, Reset, PICMG® 2.9 IPMB |
| Chassis or Sub-systems | cPCIS-3300BLS series |
| Recommended System Board | cPCI-6860A, 6820, 6811AA, 6840, 6910 |

### Ordering Information

| Model Number | Description/Configuration |
|---|---|
| **cBP-6614A** | 14-slot PICMG® 2.16 6U cPCI Blade Server Backplane |



LRI Distribuída no Brasil pela LRI | vendas@lri.com.br | 51 2129-3000

# cBP-6418U

## 8-slot 64-bit 6U CompactPCI® backplanes



Front View



Rear View

### Specifications

| | |
|---|---|
| Model Name | cBP-6418U |
| PICMG® | 2.0 R3.0, 2.1 R2.0, 2.5 R1.0, 2.11 R1.0 |
| Dimensions | 395 x 162 (mm, W x H) |
| Segments | One |
| cPCI Bus | Up to 64-bit/66 MHz |
| System Slot | Right-hand side (top side for board's horizontal insertion) |
| System Slot Rear I/O | P3, P4, and P5 rear I/O with AB-type shroud |
| Peripheral Slot | Seven |
| Peripheral Slot Rear I/O | P3 and P5 rear I/O with AB-type shroud |
| H.110 Bus | Comply with PICMG® 2.5, for all peripheral slots |
| V (I/O) | 3.3 V or 5 V selectable, default 5 V |
| Power Input | One ATX connector, Two DC Screw terminals |
| Other Connectors | INH#, Reset, PWR_FAL#, Voltage LEDs |
| Chassis or Sub-systems | cPCIS-6418U |
| Recommended System Board | cPCI-6860A, cPCI-6840, cPCI-6820, 6910 (Host Slot) |

### Ordering Information

| Model Number | Description/Configuration |
|---|---|
| **cBP-6418U** | 8-slot 64-bit 6U cPCI Backplane |

# cBP-6413DR

## 13-slot 64-bit 6U CompactPCI® backplanes



Front View



Rear View

### Specifications

| | |
|---|---|
| Model Name | cBP-6413DR |
| PICMG® | 2.0 R3.0, 2.1 R2.0, 2.5 R1.0, 2.9 R1.0, 2.11 R1.0 |
| Dimensions | 415.56 x 262.05 (mm, W x H) |
| Segments | Two |
| cPCI Bus | Up to 64-bit/66 MHz |
| System Slot | Right-hand side |
| System Slot Rear I/O | P3, P4, and P5 rear I/O with AB-type shroud |
| Peripheral Slot | Seven |
| Peripheral Slot Rear I/O | P3 and P5 rear I/O with AB-type shroud |
| H.110 Bus | Bus Comply with PICMG® 2.5, for all peripheral slots |
| V (I/O) | 3.3 V or 5 V selectable, default 5 V |
| Power Input | Two ATX connectors, one DC Screw terminal |
| CMM Slot | 1 |
| Other Connectors | INH#, Reset, PWR_FAL#, Voltage LEDs |
| Chassis or Sub-systems | cPCIS-3320 |
| Recommended System Board | cPCI-6860A, cPCI-6840, cPCI-6811AA, cPCI-6820 |

### Ordering Information

| Model Number | Description/Configuration |
|---|---|
| **cBP-6413DR** | 13-slot 64-bit 6U cPCI Backplane |

LRI Distribuída no Brasil pela LRI | vendas@lri.com.br | 51 2129-3000